

WELCOME TO YEAR 1



Otter Class

Mrs Smith (Phase Leader) & Miss Jethwa (SCITT)

Mrs Kelleher (Fri)



Hedgehog Class

Mrs Rattos



Mole Class

Miss Jenkins

Year 1 Support Staff

Mrs Hewitt, Mrs Subhan, Miss Lim, Miss Thomas
(Forest School)



AN INTRODUCTION TO YEAR 1

- Shift from Early Years Foundation Stage to National Curriculum
- Progressive throughout KS1
- Broken down into specific subjects
- English, maths, science, design and technology, history, geography, art and design, music, physical education (PE) and computing.
- Shift from a Play-Based Learning versus A Formal Approach – but not completely

YEAR 1 EXPECTATIONS

- Children are encouraged to be more independent in Year 1, organising themselves and their belongings.
- Children are encouraged to be more responsible for making sure Learning Diaries, Home Learning books and library books are handed in each week.
- Children will be given greater responsibility in their classrooms.
- Children will be expected to always showcase our values and will have appropriate consequences for not display our school promises.

A FEW REMINDERS

- Please make sure all your child's uniform and PE kit are clearly labelled. The required school uniform is listed in the Home Learning book.
- Forest school is on a Monday. Please ensure your child has wellington boots in school and an appropriate coat / all in one.
- We visit our incredible library every week on a Monday. Please ensure that your child returns their library book so they can choose a new one.
- Children must have a blue book bag.

YEAR 1 SCHOOL DAY

Gates open from 8:45 – 8.55am. Registers are taken by 9am.

A member of the Year 1 team will welcome the children each morning.

Assembly, Phonics & Maths

Playtime 10:30 – 10:45

Guided Reading & English

Lunchtime 12:00 – 1:00

Foundation Subjects

(Art, Topic, Science, RE, PE, Life Learning, Computing, Library, Spelling)

Story time

Home time 3:25

Throughout the day, children will participate in Discovery Learning. During this time, the children will have the choice to explore the weekly theme and learning intentions. This gradually fades as the children approach Year 2.

ORGANISATION

- Children will have daily phonics lessons taught as a class with targeted interventions for those who need.
- In Year 1 Handwriting, we will continue to practise letter formations similar to Early Years. The children will have a daily handwriting lesson.
- Children are read with by an adult twice a week. Once 1:1 with a teacher / member of support staff and once in a small group.

UNIFORM



EYFS & KS1 Uniform

Grey trousers / shorts Royal blue or grey skirt / pinafore



White polo shirt (logo preferred) or white blouse



Blue summer dress or shorts jumpsuit



Royal blue cardigan / sweatshirt / jumper (logo preferred)



School Shoes



White, grey or navy ankle / knee length socks or tights



PE Uniform

White polo / t-shirt



Navy shorts cycling short / royal blue shorts



Navy leggings / royal blue jogging bottoms



Royal blue sweatshirt / St Martin's hoodie

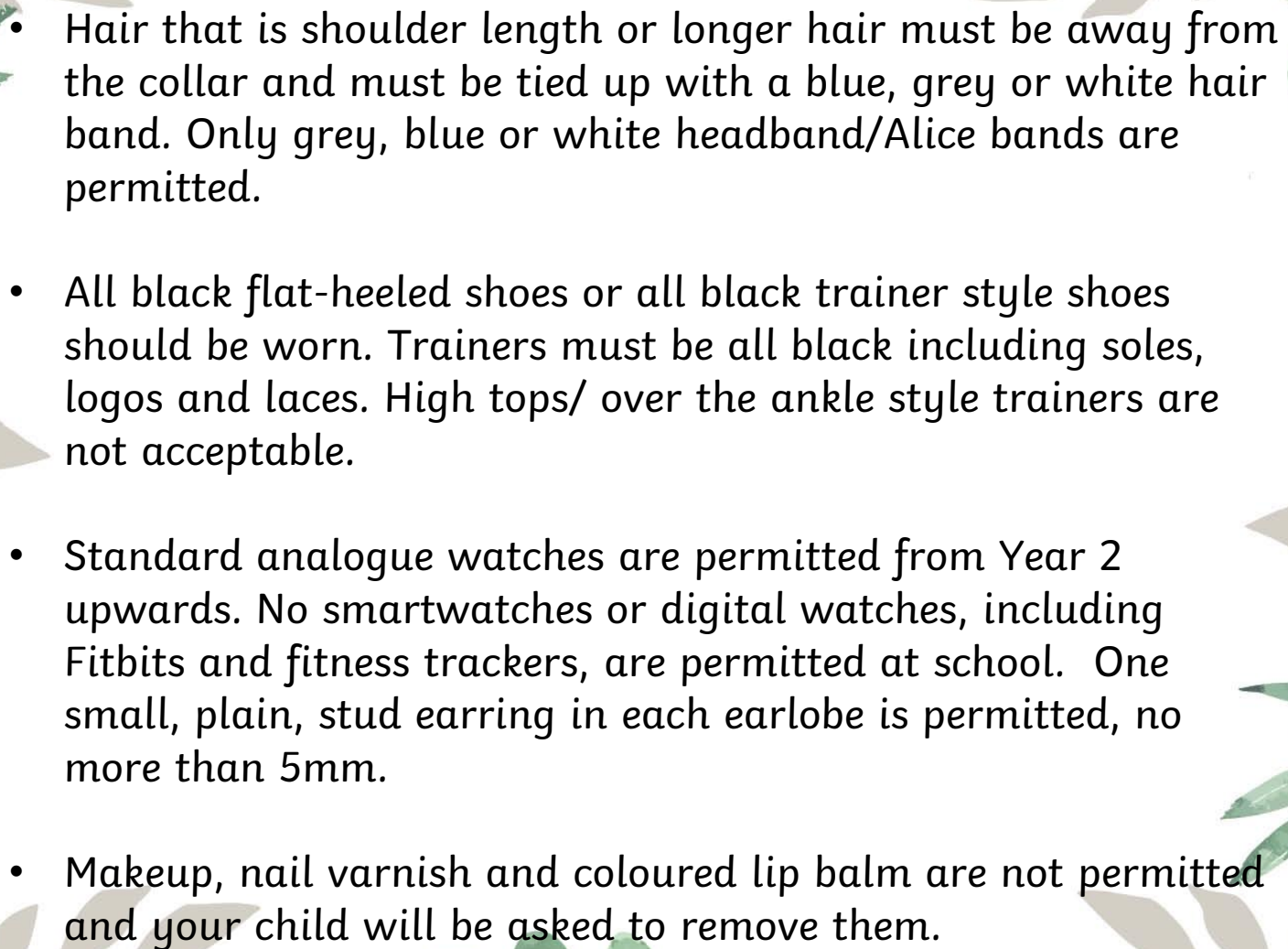


Plain white socks



Trainers / Plimsolls




- 
- Hair that is shoulder length or longer hair must be away from the collar and must be tied up with a blue, grey or white hair band. Only grey, blue or white headband/Alice bands are permitted.
 - All black flat-heeled shoes or all black trainer style shoes should be worn. Trainers must be all black including soles, logos and laces. High tops/ over the ankle style trainers are not acceptable.
 - Standard analogue watches are permitted from Year 2 upwards. No smartwatches or digital watches, including Fitbits and fitness trackers, are permitted at school. One small, plain, stud earring in each earlobe is permitted, no more than 5mm.
 - Makeup, nail varnish and coloured lip balm are not permitted and your child will be asked to remove them.

PE KITS

- Children need to come to school in their PE kits on Friday.
- Kits need to include the following:
 - Polo shirt (with logo preferred) or plain white t-shirt (for sports day a t-shirt in house colours is requested).
 - Trainers or black plimsolls – Velcro trainers in KS1 are preferred.
 - All skorts and shorts, including cycling shorts, must be mid-thigh to knee length. These should be navy or royal blue.
 - Navy leggings or royal blue jogging suit are also permitted.
- If your child wears earrings, please be reminded that these will need to be removed (no plasters) for PE, if they are unable to do this themselves, please speak to the office about signing a consent form for your child to do PE with their earrings in.


PHONICS

ay




may I play?

ee



what can you see?

igh




fly high

ow



blow the snow

oo




poo at the zoo

oo




look at a book

ar




start the car

or




shut the door

air




that's not fair

ir




whirl and twirl

ou


















shout it out

oy



toy to enjoy

 <p>a-e</p> <p>Make a cake</p>	 <p>i-e</p> <p>Nice smile</p>	 <p>o-e</p> <p>Phone home</p>	 <p>u-e</p> <p>Huge brute</p>	 <p>aw</p> <p>Yawn at dawn</p>
 <p>ur</p> <p>Nurse with a purse</p>	 <p>er</p> <p>A better letter</p>	 <p>ow</p> <p>Brown cow</p>	 <p>ai</p> <p>Snail in the rain</p>	 <p>oa</p> <p>Goat in a boat</p>
 <p>ew</p> <p>Chew and stew</p>	 <p>ire</p> <p>Fire fire</p>	 <p>ear</p> <p>Hear with your ear</p>	 <p>ure</p> <p>Sure is pure</p>	 <p>are</p> <p>Care and share</p>

HOME LEARNING ARRANGEMENTS

Friday 13 September 2024



Spelling Rule: Words ending with 'ff', 'll', 'ss', 'zz' and 'ck'	puff doll kiss buzz back
Red Words of the Week (Y1 Common Exception Words)	
a	the
Reading: It is important that your child reads every day. We ask that you record your child's reading at least 4 times per week. The reading focus this week is: Listen to texts read aloud, joining in and asking questions	

Information and Reminders

- Learning Diaries & Home Learning books will be collected every Monday and returned on a Tuesday.
- Spelling quizzes will take place every Monday, 5 words plus 1 unseen of the same pattern.
- We will be visiting the Library every Monday, please can you ensure your child brings their book to school

Please contact us through year1@stmartinsepsom.school should you have any queries or questions.

- Learning diaries **MUST** be handed in on a Monday and will be returned on a Tuesday.
- The children are expected to read at home a minimum of 4 times per week. This should be recorded in your child's learning diary.
- Spelling – 5 words / week (strategies for how to learn spellings will be sent in the Home Learning books). Spelling shed will also have activities to consolidate these spellings.
- Handwriting – 1 letter / week. Please refer to the letter formation sheet for guidance on how to form the letters correctly. Handwriting **must** be completed in pencil.

The page is framed by a decorative border of green and grey leaves and branches. The word "SPELLING" is centered at the top in a bold, black, sans-serif font, underlined.

SPELLING

- 1 weekly explicit spelling rule lesson will be taught prior to the quiz.
- That week's rule and words will be in your child's learning diary & tasks will be set on spelling shed to consolidate the spelling rule/pattern.
- Weekly spelling tests will take place on Monday.
- Half termly testing of 10 common exception words that have been covered that half term.
- Any incorrect words will be highlighted in your child's Learning Diary for you to continue to practise at home.
- Spellings will match each child's age-related expectation.
- Knowing and applying these taught rules/patterns will help your child to achieve the expected standard in writing

Learning Diary	Website	Home Learning Book
<p>The learning diary is the main point of information each week and one of the means of communication between school and home. It is the place for 'must do' weekly home learning activities - reading and spelling.</p>	<p>The website is an information 'hub' for parents to access information and additional resources to support their child's learning at home.</p>	<p>The home learning book will provide an optional, additional home learning task for children to complete at home as well as providing a summary of curriculum coverage for the week.</p>
<p>Diary pages to be used to record reading at home and at school.</p> <p>Weekly year group diary sticker to include:</p> <ul style="list-style-type: none"> • Phonics focus for the week (EYFS and Y1) / Reading comprehension focus for the week (Y2 – Y6) • Weekly spelling pattern and spellings to learn • Year group information / things to remember – year group specific <p>Messages box to be used for:</p> <ul style="list-style-type: none"> • Notes between home and school home • To acknowledge learning in school 	<p>Curriculum information will be available to parents here:</p> <ul style="list-style-type: none"> • Progression of knowledge and skills documents for all subjects • Year group long term plans <p>Relevant documents and links to include:</p> <ul style="list-style-type: none"> • Links to relevant websites / books – to be updated half-termly relevant to current topics • Additional supporting documents and materials to be uploaded relevant to year group, e.g. phonics materials, times tables 	<p>One home learning sticker will go in the book each week.</p> <p>Home learning sticker to include:</p> <ul style="list-style-type: none"> - Brief curriculum coverage for the week (Maths, English and Other), <i>eg. Maths – Telling the time to quarter past and quarter to</i> - One home learning activity related to curriculum coverage (alternating between subjects) - Suggested home learning activities, wherever possible, will be open ended <p>Home Learning will be acknowledged by the teacher</p>

LINEs OF COMMUNICATION

At St. Martin's School we value our strong working partnership with parents.

Start of the day

Brief message to staff on Year 1 door or a message via Y1 email.

End of day

Feel free to approach your child's teacher for an informal chat.

Make an appointment

Either directly with the teacher or via Y1 email.

Other lines of communication:

Learning Diary

Note via child

year1@stmartinsepsom.school

Year Group Email

You can contact the year group team directly by email using
year1@stmartinsepsom.school

Can be used for...

- Providing the team with 'need to know' information about your child
- Making contact with the team regarding setting up a meeting/contact
- Asking questions about year group/class specifics in order to help your child e.g. home learning, PE Kits

Do not use for...

Information about absence and illness – you must contact the office team

Concerns – it is best to speak to your child's class teacher in the first instance or, if more appropriate, the Phase Leader

Please note that this email address is only monitored between the hours of 8am and 5pm and teachers will reply within 2 working days.

HOW CAN YOU HELP?

- Listen to your child read daily, asking comprehension questions to check understanding of the text – reading supports many areas of the curriculum and is an essential skill in order to make progress in writing as well as other subjects.
- Support your child when completing home learning.
- Help your child to learn their spellings – talk about the letter sounds and think of different words which contain the spelling pattern.
- Encourage your child to be more independent by giving them responsibility for tasks, such as getting dressed for school, packing their school bag and completing homework.

Coming in the Autumn Term....



Coffee Mornings for
Parents and Carers:

SEND

English as an Additional
Language (EAL)

Look out for
dates in the
newsletter.



These meetings will be
an opportunity for you
to find out how best to
support your child(ren)
as we begin this new
school year.

A decorative border surrounds the central text, featuring various green leaves and branches in different shades of green and some muted tones. The leaves are scattered around the perimeter of the page.

ANY QUESTIONS?